




ULTRAFAST RECOVERY RECTIFIERS


TO-220AB/CT




TO-220F/FCT




TO-263/DC



TO-252/CS



TO-251/D


FEATURES

- High speed switching capability
- High current capability
- High forward surge capability
- Low power losses, High efficiency
- High reliability
- For use in low voltage, high frequency inverters


RoHS
 COMPLIANT

APPLICATIONS

Fast recovery diode, mainly used for rectification, used in high-power equipment, The express and ultrafast recovery diodes are suitable for high frequency and ultra high frequency circuits, respectively

Primary Characteristic

I_O	2*8A
V_{RRM}	200V
I_{FSM}	160A
V_F	0.81V
T_{jmax}	150°C
Assembly code	BB

MECHANICAL DATA

- **Case:** Molded plastic
- **Polarity:** As marked
- **Mounting Position:** Any
- **Molded Plastic:** UL Flammability Classification Rating 94V-0
- Lead free in compliance with EU RoHS 2011/65/EU directive
- Solder bath temperature 275°C maximum, 10s per JESD 22-B106

Maximum Ratings (Per Leg) at Ta=25°C unless otherwise specified

Characteristics	Symbol	Value	Unit
Maximum Repetitive Peak Reverse Voltage	V_{RRM}	200	V
Working Peak Reverse Voltage	V_{RWM}	200	V
Maximum DC Blocking Voltage	V_{DC}	200	V
Maximum Average Forward Rectified Current	I_O	8	A
		16	
Peak Forward Surge Current, 8.3 ms Single Half Sine-wave Superimposed on Rated Load (JEDEC method)	I_{FSM}	160	A
Operating Temperature Range	T_J	150	°C
Storage Temperature Range	T_{STG}	-40 to +150	°C
Typical Thermal Resistance (Note1)	$R_{\theta JC}$	2	°C/W
TO-220AB, TO-263		4	
TO-220F			

Note1: Thermal resistance from Junction to case per leg mounted on heatsink.

Electrical Characteristics (Per Leg) unless otherwise specified

Characteristics		Symbol	Value		Unit
Forward Voltage Drop(Note2)		V _F	Typ.	Max.	V
at I _F =2A	TA=25°C		0.79	-	
	TA=125°C		0.66	-	
at I _F =3A	TA=25°C		0.83	-	
	TA=125°C		0.69	-	
at I _F =8A	TA=25°C		0.93	0.97	
	TA=125°C		0.81	-	
Maximum Reverse Current at V _R =200V	TA=25°C	I _R	0.05	1	μA
	TA=125°C		5	-	μA
Maximum Reverse Recovery Time at I _F =0.5A, I _R =1A.		T _{rr}	-	35	ns

Note2: Pulse test: 300 μs pulse width, 1 % duty cycle

RATINGS AND CHARACTERISTIC CURVES

FIG.1 MAXIMUM FORWARD CURRENT DERATING CURVE

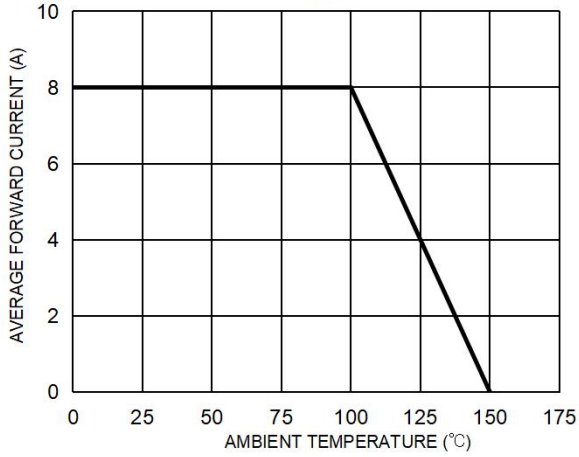


FIG. 2 MAXIMUM NON-REPETITIVE FORWARD SURGE CURRENT PER LEG

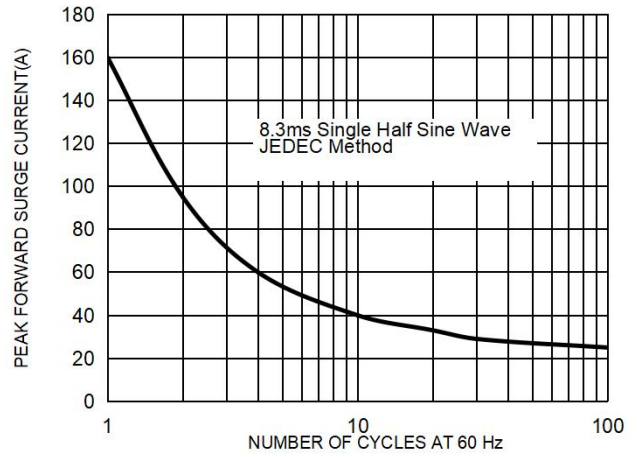


FIG. 3 TYPICAL FORWARD CHARACTERISTICS PER LEG

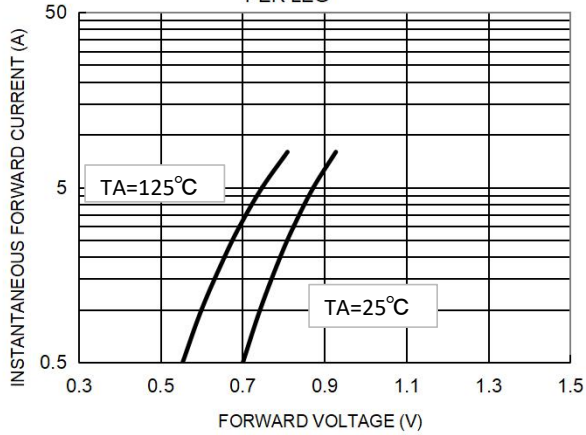
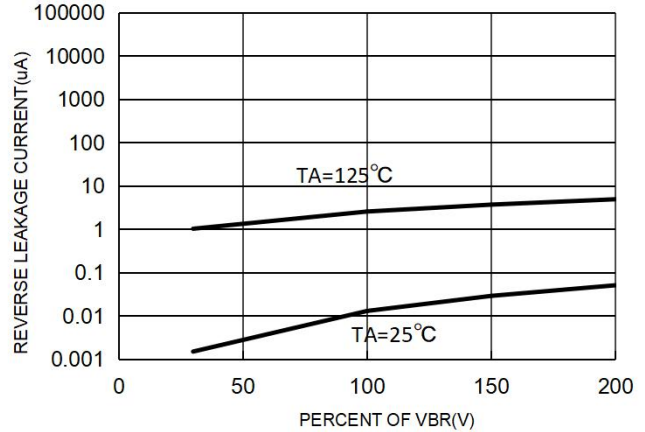
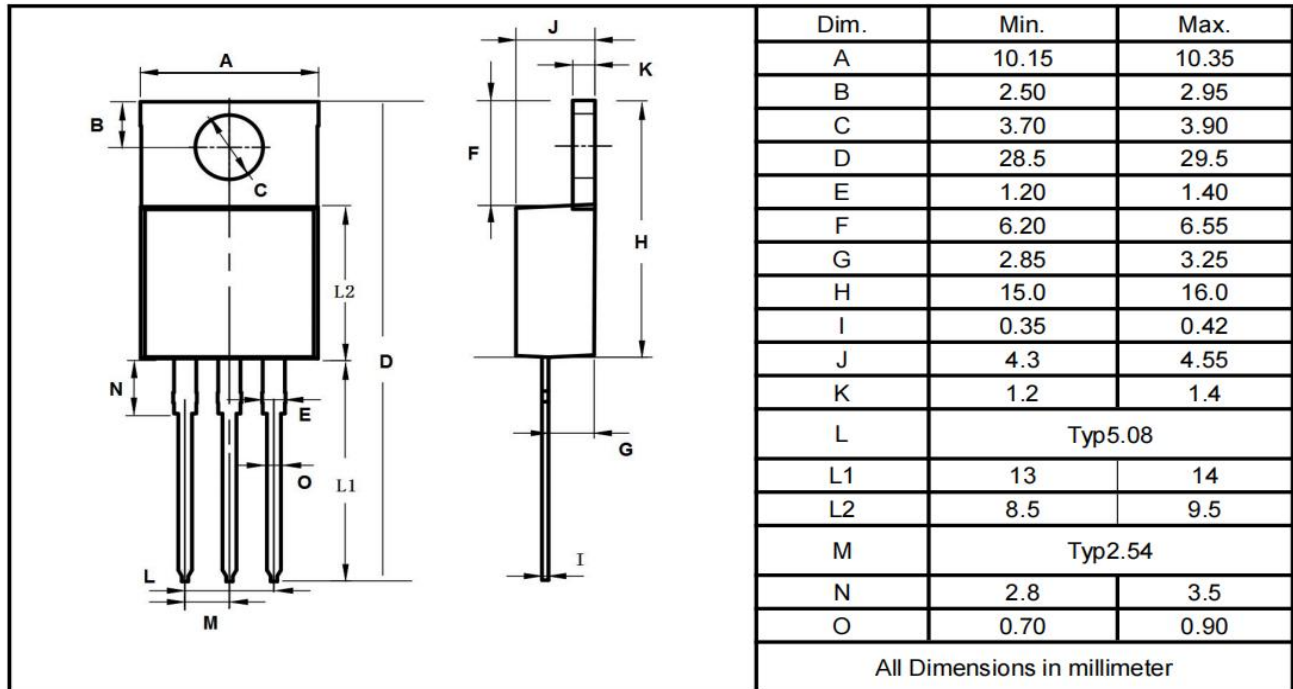
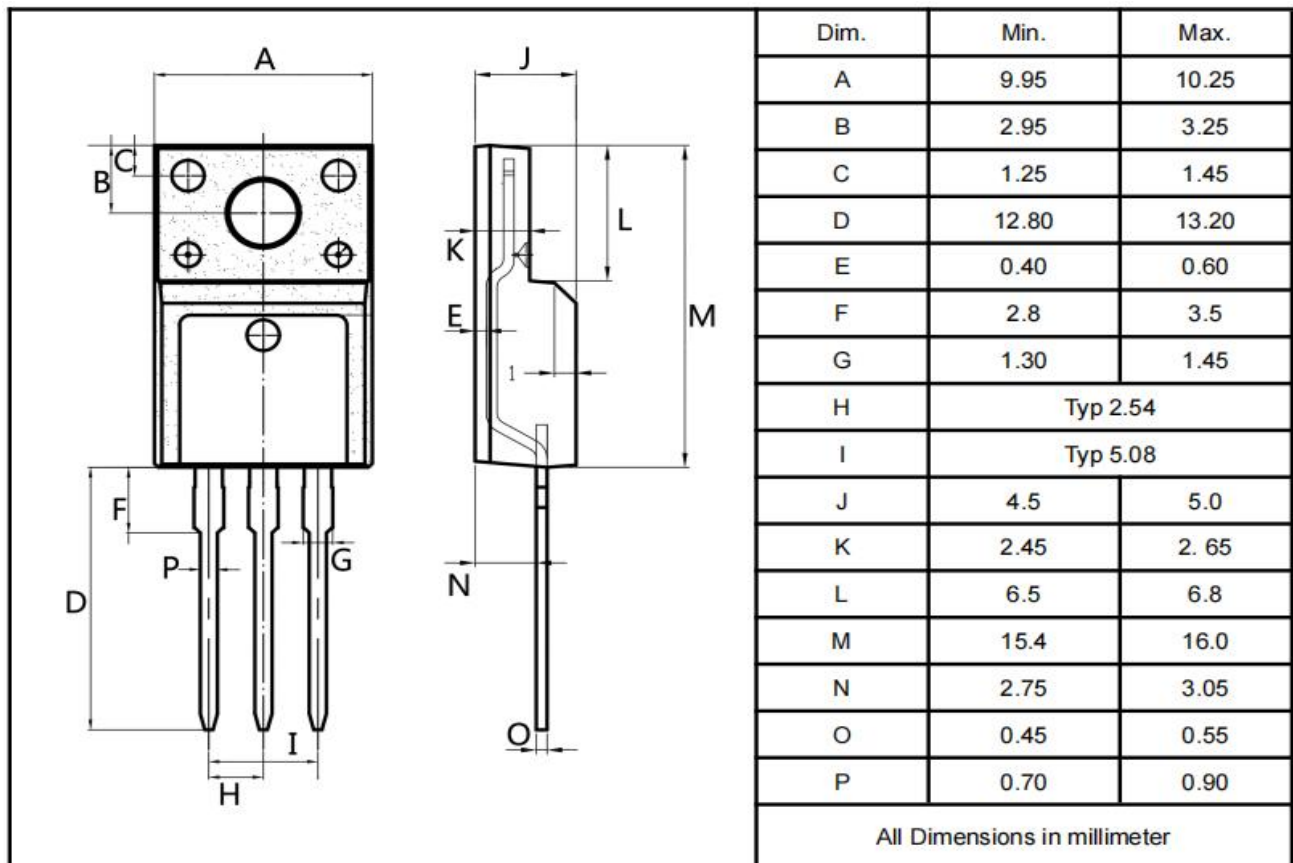
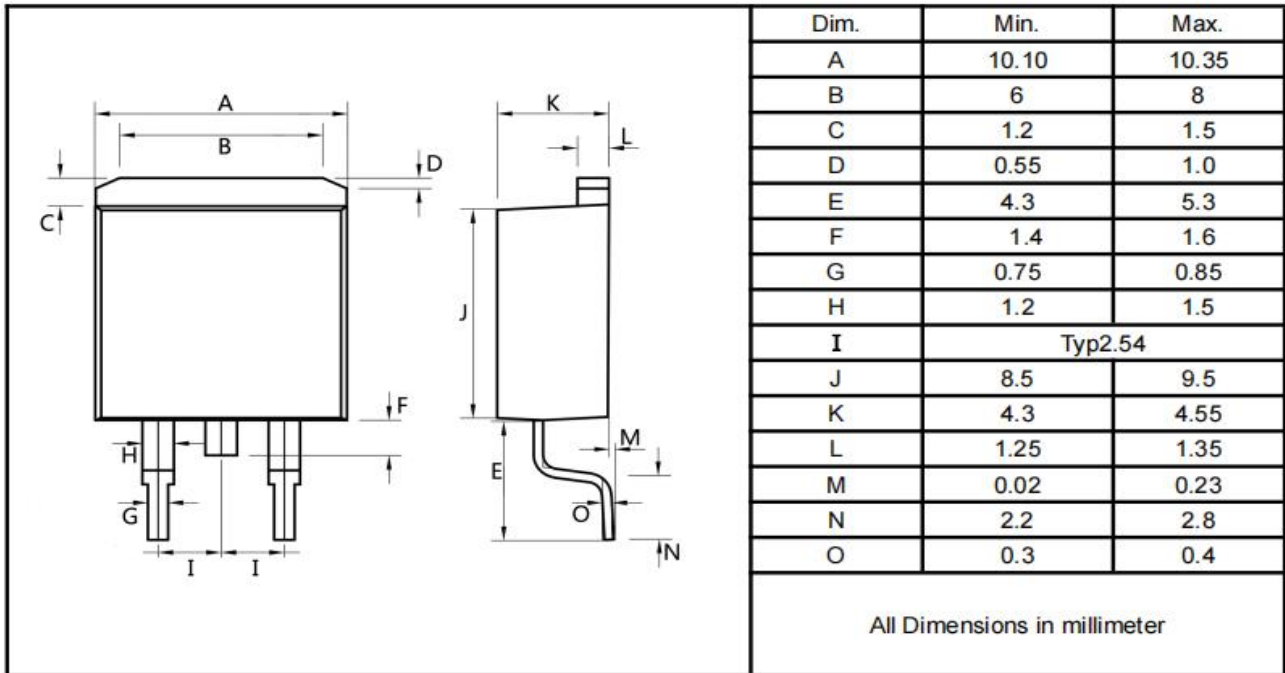
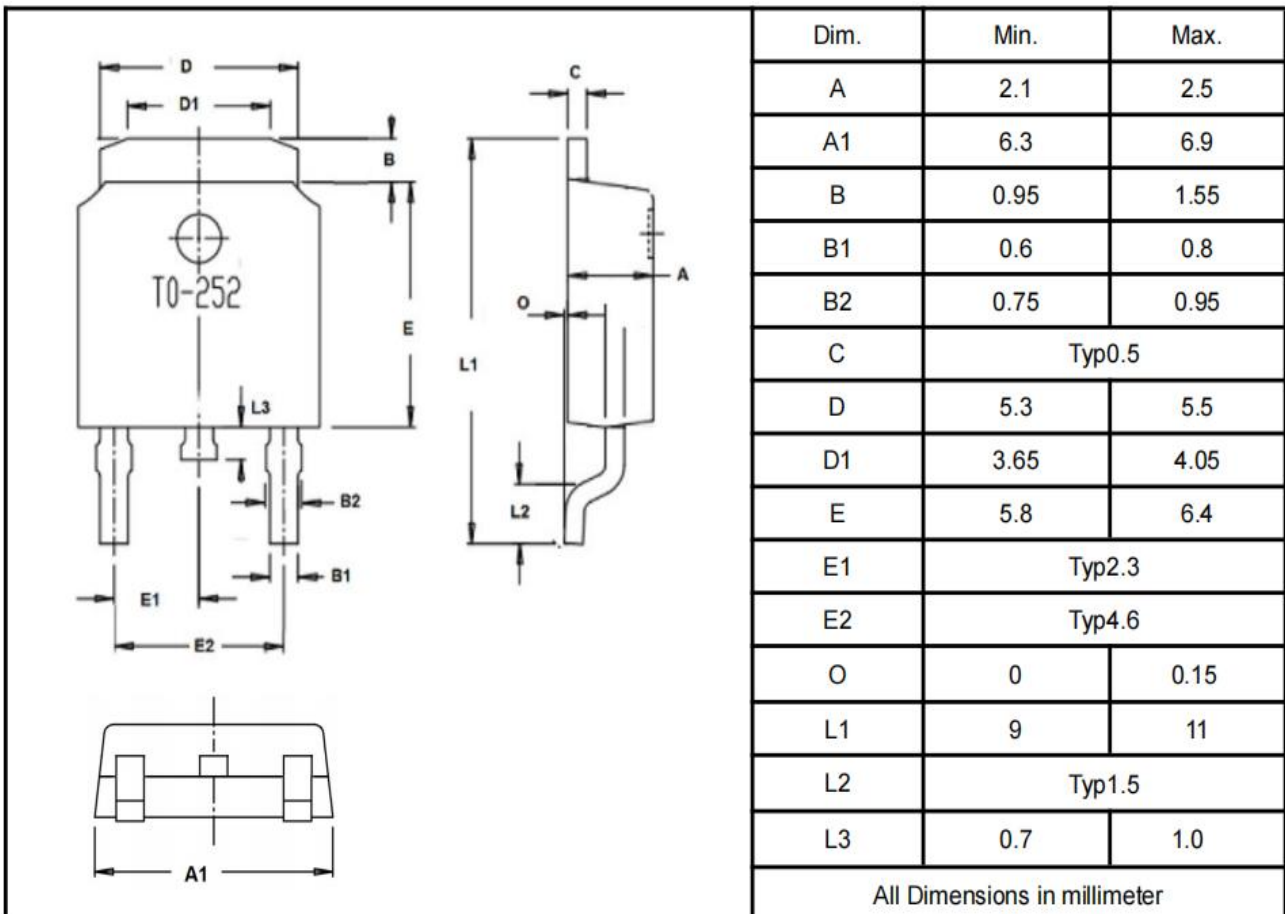


FIG. 4 TYPICAL REVERSE CHARACTERISTICS PER LEG

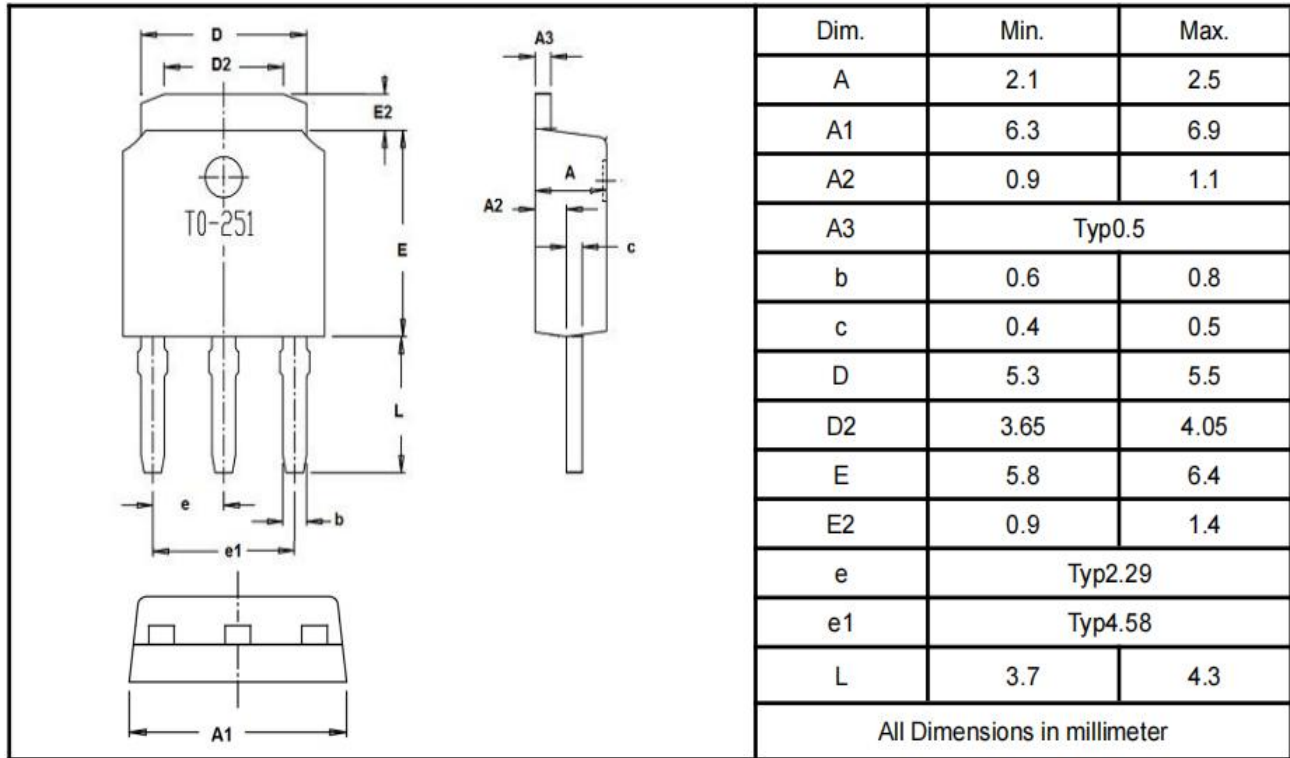
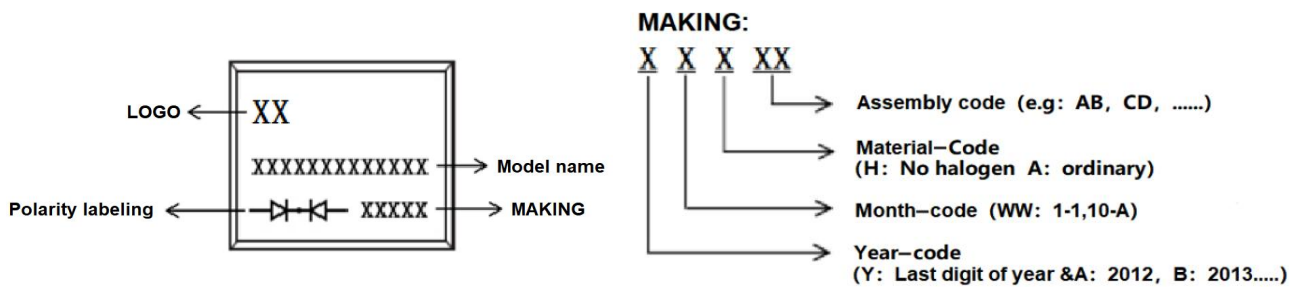


Package Outline Dimensions millimeters
TO-220AB

TO-220F


Package Outline Dimensions millimeters
T0-263

T0-252


Package Outline Dimensions millimeters













TO-251


Marking on the body

Ordering information

Part Number	Package	Unit Weight	Base Quantity	Delivery mode
MUR1620CT	TO-220AB	0.07oz(1.96g)	50 pcs / tube	1000pcs/box 5000pcs/carton
MUR1620FCT	TO-220F	0.06oz(1.74g)	50 pcs / tube	1000pcs/box 5000pcs/carton
MUR1620DC	TO-263	0.04oz(1.16g)	50 pcs / tube	1000pcs/box 5000pcs/carton
MUR1620DC-R	TO-263	0.04oz(1.16g)	800 pcs / reel	1600pcs/box 8000pcs/carton
MUR1620CS	TO-252	0.011oz(0.32g)	2500 pcs / reel	5000pcs/box 25000pcs/carton
MUR1620D	TO-251	0.011oz(0.32g)	80 pcs / tube	4000pcs/box 24000pcs/carton

Note: For Halogen Free molding compound, add "H" suffix to part number above.

packing instruction

PKG	最小包装	内盒	外箱
TO-220AB TO-220F TO-263			
	50pcs/管	1000pcs/盒	5000pcs/箱
TO-263-R			
	800pcs/盘	1600pcs/盒	8000pcs/箱
TO-252			
	2500pcs/盘	5000pcs/盘	25000pcs/箱
TO-251			
	80pcs/管	4000pcs/盒	24000pvs/箱

Notice

1. All product, product specifications and data are subject to change without notice to improve. The right to explain is owned by LINGXUN electronics company.
2. Confirm that operation temperature is within the specified range described in the product specification. Avoid applying power exceeding normal rated power;
 exceeding the power rating under steady-state loading condition may negatively affect product performance and reliability.
3. LINGXUN electronics shall not be in any way responsible or liable for failure induced under deviant condition from what is defined in this document.